




Building the Future



D.A. DAVIDSON CONFERENCE
SEPTEMBER 11, 2012

SAFE HARBOR STATEMENT

The matters discussed in this presentation may make projections and other forward-looking statements regarding, among other things, estimates for the remainder of fiscal year revenues, gross profit, gross margin, EBITDA, backlog, projects in negotiation and pending awards, as well as our estimates and assumptions regarding future revenue growth, EBITDA, gross margins, administrative expenses and capital expenditures. These statements are predictions that are subject to risks and uncertainties that may cause actual results to differ materially. Moreover, past performance is not necessarily an indicator of future results. By providing this information, Orion Marine Group undertakes no obligation to update or revise any projections or forward-looking statements, whether as a result of new developments or otherwise.

Please refer to the Company's Form 10-K filed on March 6, 2012, which is available on Orion Marine Group's website at www.orionmarinegroup.com, for additional discussion of risk factors that could cause actual results to differ materially from our current expectations.

LEADING HEAVY CIVIL MARINE CONTRACTOR


- **Orion Marine Group specializes in heavy-civil marine construction**

- Operates in shallow water environments (typically ≤ 50 ft)
- Services: marine facilities construction (bridges, docks, pipelines, environmental), dredging, specialty services
- Diverse customer base: Federal, State, Local, and Private



- **Orion Marine Group at a glance**

- Founded in 1994; IPO in 2007
- 2011 Revenues: \$260M
- Employees: ~ 1,000
- Geographies: Gulf Coast, Southeast Atlantic, Pacific Region, Canada, & Caribbean



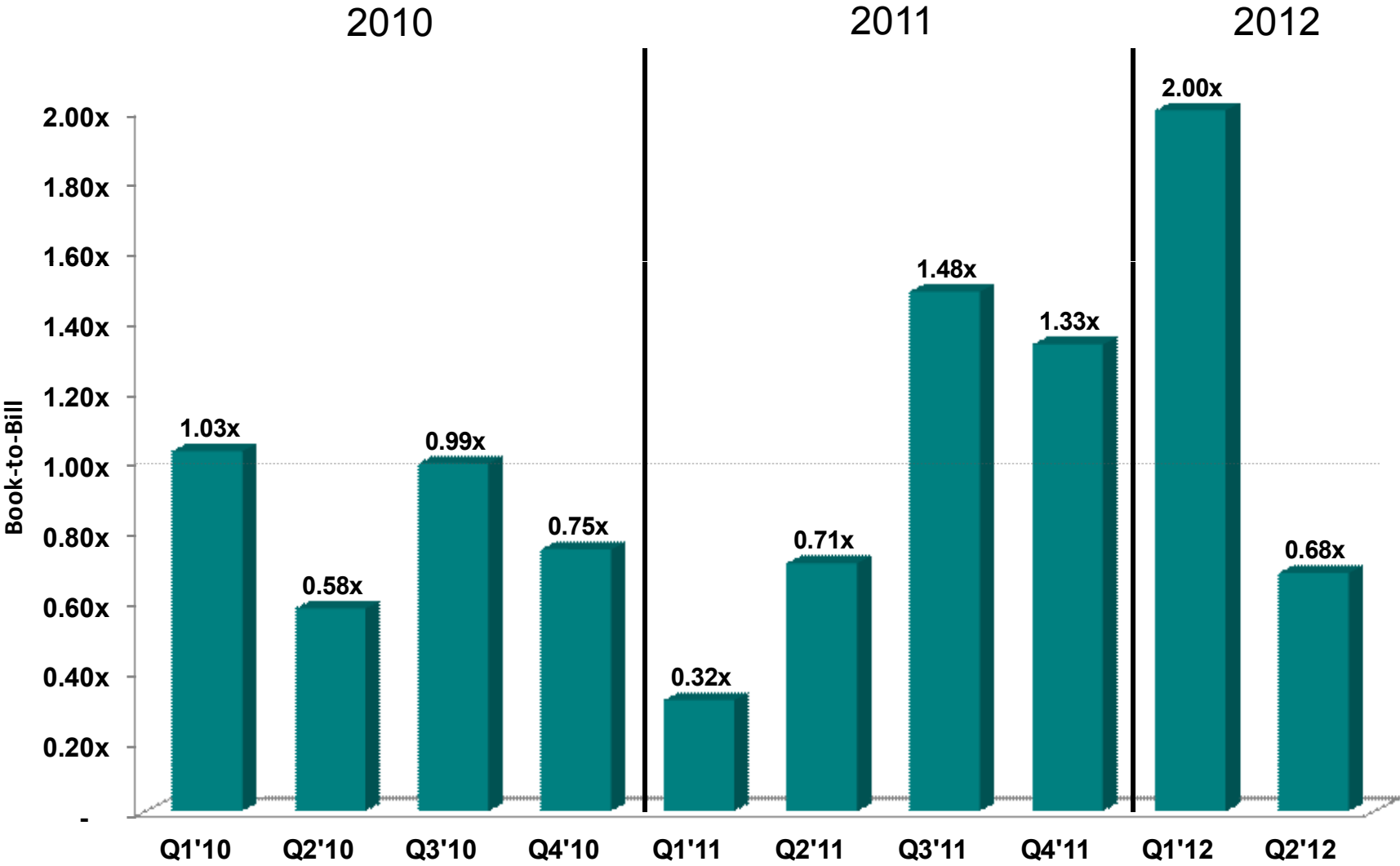
FINANCIAL STRENGTH

Orion Marine Group has a solid financial background to help drive future growth in markets and projects

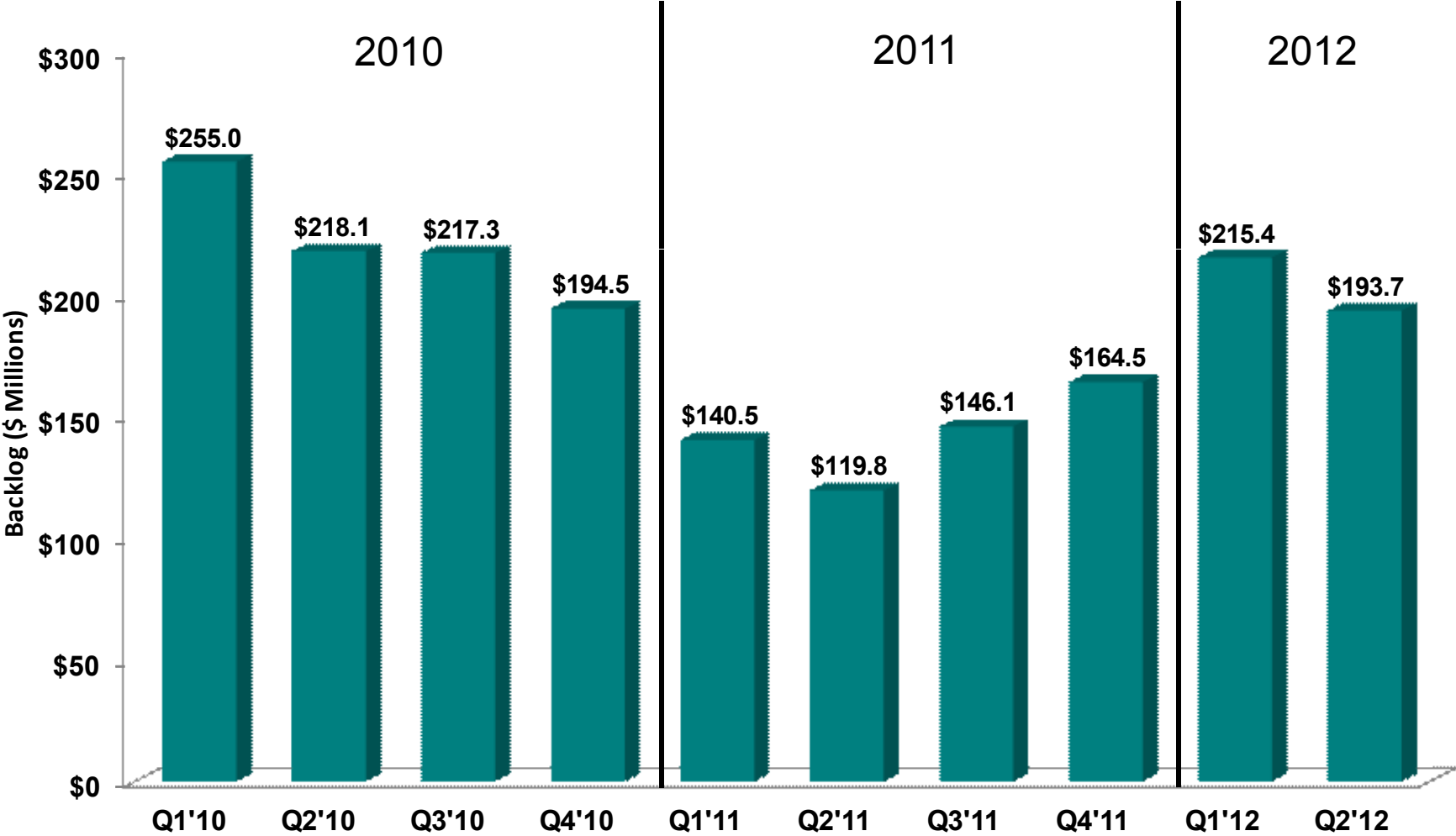
- **Conservative balance sheet**
- **Solid cash position**
- **Low Debt**
- **Access to capital markets**
- **\$400 million in bonding capacity**
- **Strategic long-term focus on growth**



BOOKINGS ARE HOLDING STEADY

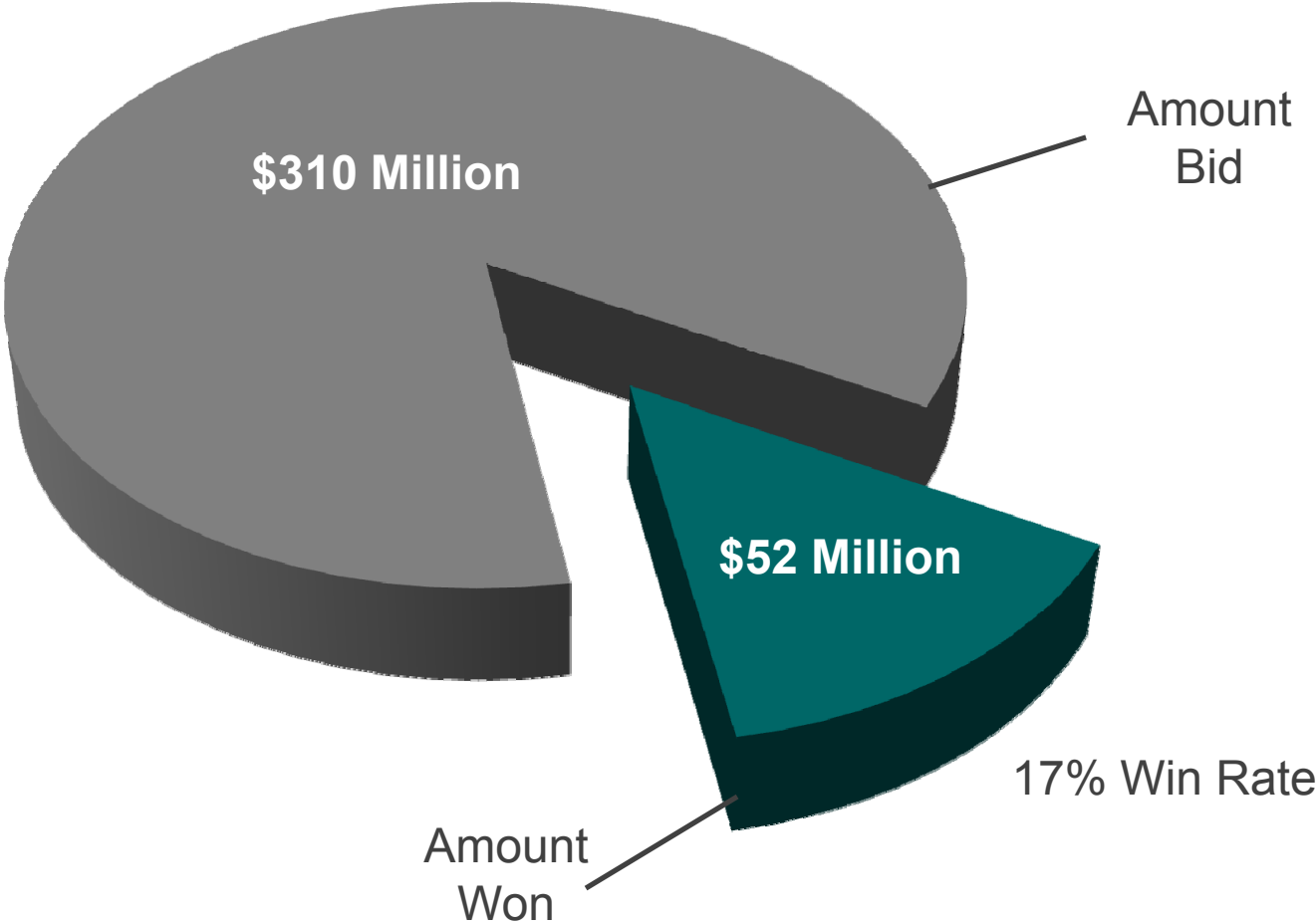


HEALTHY BACKLOG LEVEL



MAINTAINING SUCCESS RATE


Dollar amount of projects bid and won during 2nd Quarter of 2012*



* Per Q2'12 earnings release

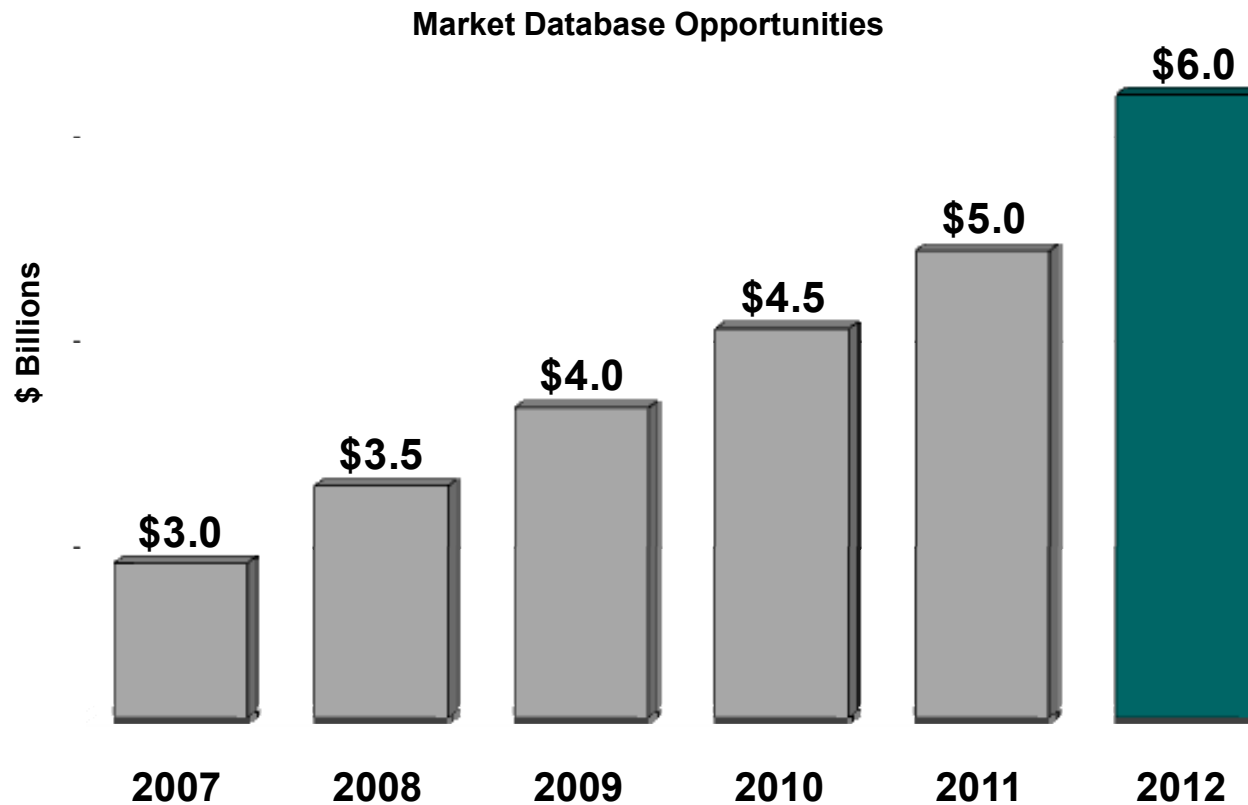
CHALLENGING ENVIRONMENT CONTINUES

- Uncertain pace of Corps lettings
- Lack of clarity on FY2013 budget for the Corps of Engineers
- Continued pricing pressure on marine construction jobs



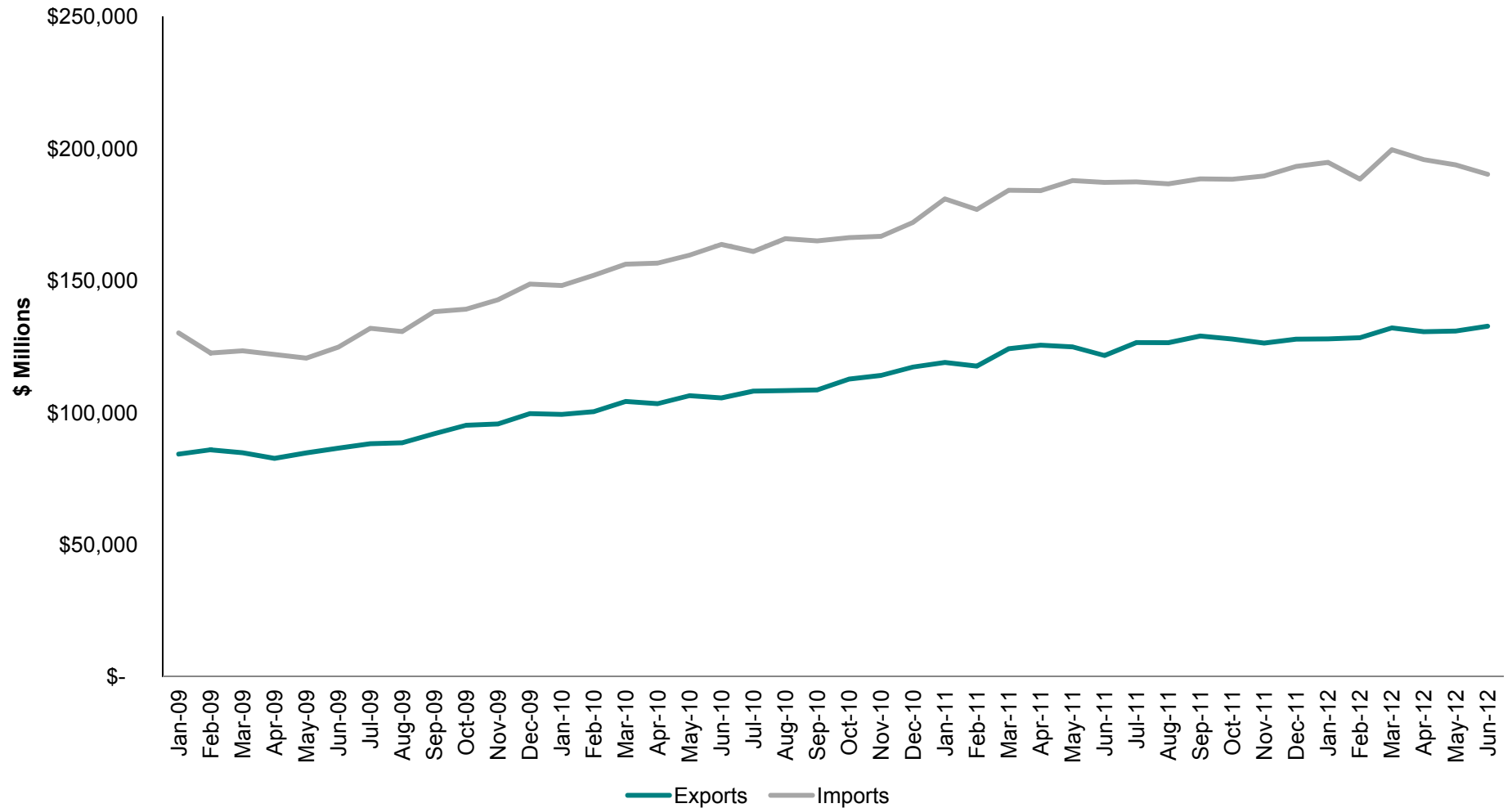
BID MARKET OUTLOOK REMAINS HIGH

We believe there are ample opportunities to continue to grow our market database



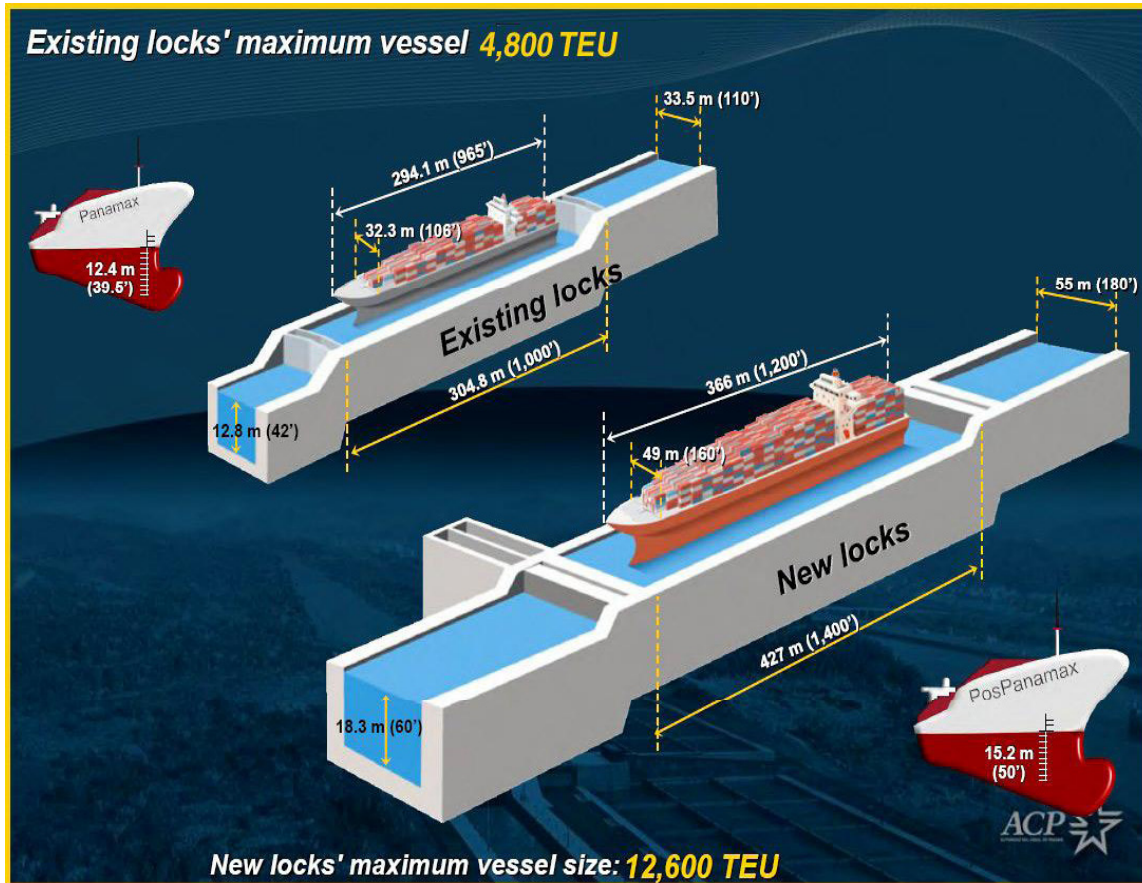
WATERWAYS USAGE CONTINUES TO GROW

Total U.S. Exports & Imports 2009 - June 2012



Source: US Census Bureau

PREPARING FOR THE EXPANSION

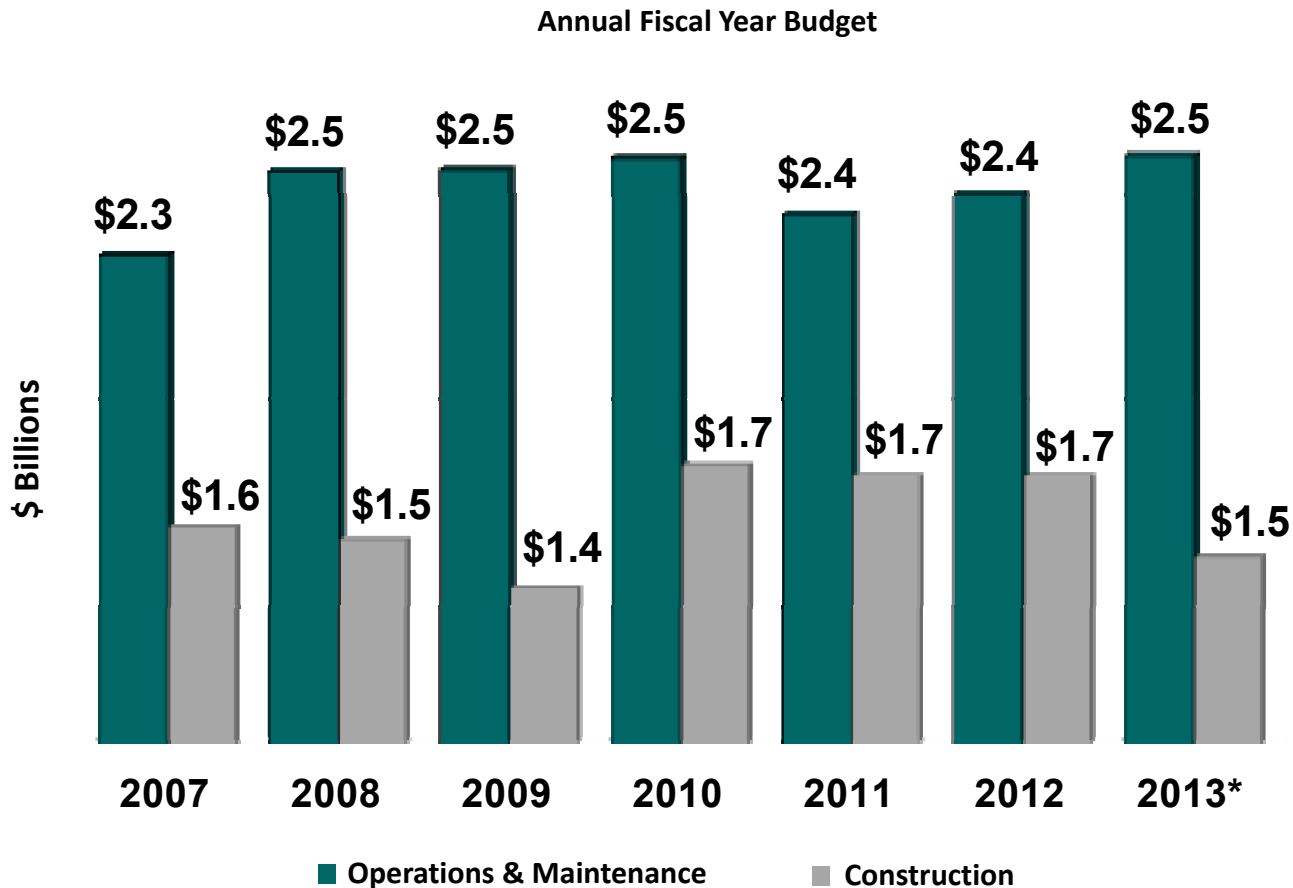


Panama Canal Expansion

- Gulf and East Coast Ports deepening channels and expanding facilities to handle larger ships
- Recent Survey by the AAPA predicts \$22.1 billion in Capital spending by ports along the Gulf Coast alone for 2012 - 2016

CORPS VITAL TO WATERWAYS

US Army Corps of Engineers is the primary funding source for the Nations Waterways



Source: US Army Corps of Engineers

*2013 budget has been passed in House of Representatives, awaits action by the Senate

COASTAL RESTROATION

- **RESTORE Act recently signed into law by the President dedicates 80% of fines against BP to go towards coastal restoration in the 5 Gulf Coast States**
- **Fines have yet to be levied but are estimated to be between \$5 - \$20 billion as dictated by the Clean Water Act**
- **Will be a long term driver of coastal restoration work**



Coastal Protection and
Restoration Authority of Louisiana



BRIDGES ARE IN A STATE OF DISREPAIR

2009 Infrastructure Report Card

Aviation	D
Bridges	C
Dams	D
Drinking Water	D-
Energy	D+
Hazardous Waste	D
Inland Waterways	D-
Levees	D-
Public Parks and Recreation	C-
Rail	C-
Roads	D-
Schools	D
Solid Waste	C+
Transit	D
Wastewater	D-
America's Infrastructure GPA:	D
Estimated 5 yr. Investment Need:	\$2.2 Trillion

CONGRESS PASSES NEW TRANSPORTATION BILL

- 2 Year, \$ 105 billion highway bill passed in June
- Good to see some action on the issue, would have preferred longer term bill
- Job pricing will be monitored closely to see the affects of the new Highway Bill in the coming months

SUMMARY


Managing Through The Downturn

Protect, Manage, Prepare



Strong Long Term Market Opportunity

Multiple end-market drivers for future growth




Building The Future

Position Orion to meet future demand opportunities





Building the Future



D.A. DAVIDSON CONFERENCE
SEPTEMBER 11, 2012